


We now have **Thunder Drum Springs** pg. 21
 Check out the new colors for **Waxed Linen** and **Hemp** pg. 22
 Price Changes for **Reeds** pg. 34 - 35

The Caning Shop

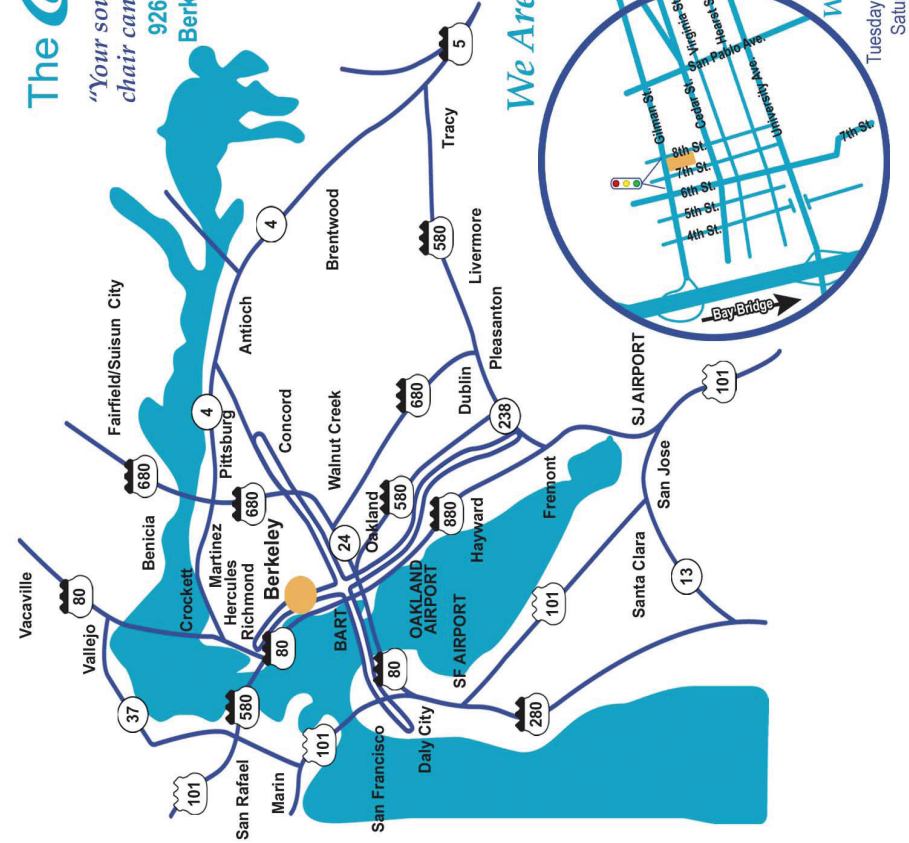
*"Your source
 for gourd
 craft, chair
 caning, and
 basketry."*



The Caning Shop

*"Your source for gourd craft,
 chair caning, and basketry."*

926 Gilman Street
 Berkeley CA, 94710



We Are Easy To Find

- Take the Gilman Street exit from I-80/580
- Drive East toward the hills (7 blocks) to 8th Street
- Turn right onto 8th Street. Our entrance is on 8th Street and we have plenty of parking in front of our entrance.

We're Open

Tuesday - Friday 10am - 6pm
 Saturday 10am - 2pm

We're Closed

Sunday - Monday

1-800-544-3373

We have even more on our website:

www.caning.com

Table of Contents

June - July
2013

Why We Are Called The Caning Shop

Since 1969, we have been repairing and restoring all types of woven furniture including cane, rush, splint, Danish cord, rawhide, rattan, and wicker pieces. We have also been known to repair headboards, loveseats, fern stands, and baby carriages. We enjoy supplying craftspeople with carefully selected supplies.

In the 1980's, we encouraged gourd crafting when basketry artists began incorporating gourds into their craft. A practice still widely used today.

Today, we offer a complete selection of supplies, tools, and how-to books for chair caning, basketmaking, gourd crafting, and other crafting projects. Jim Widess has authored and co-authored 15 books on chair caning, gourd crafting, basketweaving, and Hawaiian crafts.

We believe in teaching and preserving fiber arts and we want you to be the best craftsman that you can be! We are always happy to answer any questions that you have about any of our products, or techniques in using the products that we carry so that you can achieve the highest quality of your work.

Understanding that it is difficult to order something from a catalog without really seeing, touching, and inspecting it, we offer every item we carry on approval. The Caning Shop guarantee is simple: If it's not what you were expecting or you've changed your mind and cannot use the item any longer, send it back for a full refund. Even books!

Simply put the item back in the package, rewrap it so it doesn't get damaged in the return shipment, write the reason for the return on a copy of the invoice we sent you and include whether you want credit toward another item or a refund.

cover art by Sher Elliott-Widess
catalog design by Andy Widess



We are pleased
to announce new products!
See pages 21 & 22

Thanks for shopping with The Caning Shop!
Please call us with any questions or concerns

GOURD TOOL SET	pg. 3	CANE WEBBING	pg. 30-31
GOURD TOOLS	pg. 4-5	Tools	
Tools Sold Individually		Rubber Webbing & Supplies	
Tools Sold in Kits		Cane Webbing Patterns	
GOURDS	pg. 6-9	SPLINE	pg. 32
Gourd Crafting Tools & Supplies			
Books		RATTAN	pg. 32
PYROGRAPHY	pg. 10-13	Poles	
Pyrography Paper		Puleot & Datu Rattan	
Razertip Supplies		HAND CANING	pg. 33
Razertip Pens		Cane sizes	
Hot Tool		Tools	
Books		OTHER SEATWEAVING	pg. 34-36
DYES & PAINTS	pg. 14-17	TECHNIQUES FOR BASKETRY	pg. 34
Leather Dyes & Treatments		REED	
Basket Dyes, Acrylic Paints, & Shoe Paint Information		Round Reed	
Angelus Acrylic Leather Paints		Split Round Reed	
Paints & Applicators		Tools	
INTERNATIONAL CRAFTS	pg. 18-21	REED SPLINT	pg. 35
Ukrainian Eggs		Flat Reed Splint	
Hawaiian Crafts		Flat Oval Reed Splint	
Huichol Beading		Rawhide	
Drum Making Supplies		Ash Splint	pg. 36
THREADS & SUPPLIES	pg. 22-23	Rush	
		Danish Cord	
BASKETRY CRAFTS	pg. 24-29	Hong Kong Seagrass	
Basketry Materials as Woven Seats		MORE CANING TOOLS	pg. 37
Natural Materials for Basketry & Gourds		Caring for your Furniture	
Coiled Basketry & Pine Needle Supplies		DESIGN BOOKS	pg. 38
Basketry & Fiber Crafts Books		ORDER FORM	pg. 39
		MAP & DIRECTIONS	pg. 40

Gourd Tools & Supplies



Gourd Tool Set

Includes the Gourd Saw with 10 saw blades, the Gourd Drill with an assortment of 6 engraving cutters, the Gourd Sander with 6 sanding sponges, and a powerful 8 - 18 volt, variable speed transformer, all packaged in a handsome soft-sided carrying case.

GOURD TOOL SET #70011 \$184.95

The Tools Inside



Variable Speed
Power Supply



Gourd Drill



Gourd Orbital Sander



Gourd Saw

The Accessories Inside



Carry Case



Carving Burs
Engraving Cutters



Sanding Sponges



Saw Blades

Warranty Your Gourd Power Supply, Gourd Saw, Gourd Drill and Gourd Sander are warranted to be free from defects in manufacture for a period of three (3) years. This warranty provides for repair or replacement, at The Caning Shop's option, of any defective components. This warranty is limited to the actual cost of repairs and will not cover any consequential damages resulting from failure of the unit or its components to perform as stated. All warranty work must be done by the manufacturer. The Caning Shop will not cover the costs of repairs done elsewhere.

Warranty will be voided if unit has been tampered with or altered or if repaired by unauthorized persons or companies. In the unlikely event that your Gourd Tools should need service, our average turn-around time is only two days. To receive in or out-of-warranty servicing, return the tool to The Caning Shop.

This warranty does not cover damages resulting from improper maintenance, accidents, alterations, abuse or misuse. The warranty shall also not apply when the product has been used for purposes beyond those for which it was designed or unreasonable for its size.

The Caning Shop's Custom Gourd Tools sold individually...

VARIABLE SPEED GOURD POWER SUPPLY

8-18v DC. Use with all of our Gourd Power Tools
#70029 \$39.95



GOURD SAW The Caning Shop's very own, remarkable saw, is smaller than the Minicraft or Proxxon saws, yet accepts their blades. With its small, rounded foot, you can skillfully cut in the concave area of the neck of the gourd - an area inaccessible to the larger saws. Its constant on/off switch is comfortably placed for convenient access. It's light weight, only 11 ounces, making this the most enjoyable miniature saw for cutting gourds. Use the Gourd Saw with our Variable Speed Power Supply.
#70001 GOURD SAW \$59.95

GOURD SAW KIT

Includes Gourd Saw, Variable Speed Power Supply, 10 jigsaw blades, and a handy carrying case.
#70030 \$94.95



REPLACEMENT HEX KEY AND SET SCREWS



In case you lose the set screw which holds the blade in place or the little Allen Wrench (Hex Key) we have a replacement set which includes 4 screws and 1 key. #70005 \$2.95

REPLACEMENT JIGSAW BLADES

Good News!

We have recently switched from 2 blades in a pack, to 5 blades in a pack! When you order a Gourd Saw Kit, or Gourd Tool Set, you will now receive a pack of 5 Fine Blades, and a pack of 5 Coarse Blades.



Packaged Jig Saw Blades 5/PK
coarse (black) #70021 \$8.25 5/pk
fine (silver) #70022 \$9.75 5/pk

The fine blades are for thin-skinned gourds, while coarse is for thicker skinned gourds.



GOURD DRILL Our drill is a tiny 15,000rpm+ high speed rotary tool. It comes with a universal chuck which accepts drills and burs with shanks up to 1/8" diameter, including dental bits! With its compact size and light weight, it's only 5.5 ounces, the Gourd Drill is the most suitable tool for carving gourds. Use the Gourd Drill with our Variable Speed Power Supply. #70002 Gourd Drill \$49.95

GOURD DRILL KIT

Includes Gourd Drill, Variable Speed Power Supply, 6 engraving bits, and a handy carrying case.
#70041 \$84.95



REPLACEMENT CARVING BITS

6 different profiles #70009 \$6.95



UNIVERSAL THREE JAW CHUCK

This is the chuck which we supply with the Gourd Drill. It has a range from 1/64 inch to 1/8 inch. It will also fit our Right Angle Disk Sander to make it into a Right Angle Drill. #70014 \$7.95



...as well as Custom Gourd Tools sold in kits



GOURD SANDER Our sander is a precise, light-weight orbital sander coupled with our unique hook and loop sanding sponges that easily smooths the contours of your gourd even in hard to reach areas. Because the Gourd Sander is 15 volt, you can wet sand with our long-lasting Abralon sanding sponges. Comes with 6 long-lasting Abralon sanding sponges; 2 each; 180 grit, 500 grit, and 1,000 grit equivalent. Use the Gourd Sander with our Variable Speed Power Supply.
#70006 GOURDSANDER \$59.95



GOURD SANDER KIT

Includes Gourd Sander, Variable Speed Power Supply, 6 sanding sponges, and a handy carrying case. #70042 \$94.95

SANDING PADS PACK OF 12 \$25.95



Tool Accessories

If you own a Proxxon or MicroLux transformer, we have adaptors so that you can plug our Gourd Tools into your Power Supply.



BATTERY HOLDER

Free yourself from the workbench. Perfect for classes or walking around. Add 12 rechargeable AA batteries and you're good for all day of cord freedom. Slip the battery pack into your pocket or apron. (Does not include batteries)
#70020 \$16.95



GOURD DISK SANDER A more aggressive sander than our Gourd Sander, this can be used to smooth bumps and remove the gourd skin. Comes with 5 sturdy disk sanding pads; 80, 120, 240, 400, and 600 grit. #70028 \$59.95

GOURD DISK SANDER KIT

Includes Gourd Disk Sander, Variable Speed Power Supply, 5 sanding disks (5 grits), and a handy carrying case.
#70043 \$94.95



Good News! Many of you asked for stronger sanding pads for the Gourd Disk Sander and we have delivered! Set of 10 sanding pads, 2 each of grits; 80, 120, 240, 400, and 600 grit #70087 \$9.00



Gourd Tools to 3 hole Power Supply 3 Prong Adaptor
#70024 \$4.95

MicroLux tools to our Gourd Power Supply 3 Hole Adaptor
#70023 \$4.95



MICROLUX / PROXXON MULTI-WAY ADAPTOR

Plug four tools at once into a 3-hole Power Supply
#70056 \$22.95



GOURD TOOL MULTI-WAY ADAPTOR

Plug four (4) gourd tools into the Gourd Power Supply
#70055 \$10.95



Plug your Gourd Tools into your cigarette lighter or RV Hookup
#70019 \$14.95



gourds

Gourd Crafting Tools & Supplies

These are specially picked from the finest gourds grown in the United States. We have a selection of both washed and unwashed gourds. The shells are hard and light-to-medium tan in color. Their shapes are generally symmetrical and sit flat. Our washed gourds are ready for woodburning, carving, staining, dyeing, embellishing - you name it. Specify or sketch the desired shape and we will do our best to choose the right gourd for you.

Gourd Type	Size	Price
Jewelry Gourds	1" - 3" diameter	\$3.00
Mini Gourds	3" - 5" diameter	\$5.50
Small Gourds	5" - 7" diameter	\$9.50
Medium Gourds	7" - 9" diameter	\$14.00
Large Gourds	9" - 11" diameter	\$21.00
Giant Gourds	call for availability and pricing	
Snakes & Dipper Gourds	are priced by length	



GOURD GUTTER Jim just discovered this excellent tool for gourd crafting! It looks like an eggbeater or a cake mixer, but the arms on the end are slightly pitched and sharpened. The rod is inserted into your variable speed electric drill. The working end is inserted into your gourd. Turn it on and watch out. It makes quick work of the gourd guts, turning them into shreds. Add a little water before turning on the drill and dust and guts turn into mush, easily poured from the gourd. He's never seen a tool work as hard and as well. **GOURDGUTTER \$11.95**



TIPS FOR DYEING GOURDS

Gourds have a virtually waterproof shell. For better penetration of the gourd shell by the dye, first sand the shell with a medium grit (180) sanding sponge to break through the skin. Then use a superfine (400) sanding sponge for a very smooth surface. The sanding sponges can be used wet. All dyes have a tendency to fade. You can slow the fading by opening the bottles and letting a little dye solvent evaporate. Add a capful of vinegar and a pinch of salt to the remaining dye which will better set the dye. Spray a thin coat of UV sealer when you have completed the dye step on your project. **Make sure you do not place your dyed gourd in bright light or in a sunny area.**

GOURD SCRAPING TOOLS SET OF 3 These are the best tools for scraping tough gourd innards that we've ever used. The sharpened, stainless steel ribbon won't bend and one edge is toothed to really grab the gourd flesh. Set of 3 tools. **TSCRAP \$14.95**



NEW TOOL

EASY CLEANER BALL. Our fine or coarse grit allow you to quickly clean the inside of your gourd bowl or container. Fits a 1/4" or 3/8" variable speed drill. The handle is 12" long and the ball has a diameter of 1.25" Specify coarse or fine.
TGENIE F \$15.95
TGENIE C \$15.95



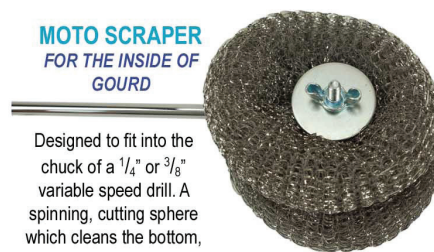
LONG HANDLE SCRAPER

Just the right tool for reaching into a deep bottle gourd for a thorough cleaning. The offset head even cleans the inside shoulder just below the waist, where you can't reach with your hands. 18" long. **TSCRAPLNG \$16.95**



BIRDHOUSE GOURD SCRAPER

The ultimate bird house gourd scraping tool. The sharp, welded steel blade is small enough to fit through the entrance hole and the curved handle allows you to pivot and scrape out the inside of the gourd. **TSCRAPBIRD \$14.00**



MOTO SCRAPER FOR THE INSIDE OF GOURD

Designed to fit into the chuck of a 1/4" or 3/8" variable speed drill. A spinning, cutting sphere which cleans the bottom, sides, and neck of your gourd at one time. Uses replaceable scour pads. **TSCRAPMOTO \$14.95**

SCOUR TOOLS FOR OUTSIDE OF GOURD
Jim loves the stainless steel scour pads for cleaning the outside of the gourd after the skin has been thoroughly saturated with water.

GOURD SCOURER

Now you can attach the scour pads to your variable speed drill for scrubbing the skin from the gourd without getting your hands wet! We've devised two methods:

GOURD SCOURER WITH THREADED END \$9.95

Simply put the threaded end of the Gourd Scourer into your drill chuck and tighten. Use at a moderate speed to remove the flakes of skin.



GOURD SCOURER WITH DRIVER END \$14.95

This Gourd Scourer has the drill driver already attached. Insert into your variable speed drill with the driver mount.



Both are equally convenient. Your scour pad won't ever come loose from its backing and it's easy to replace the scour pads when they wear out.



GOURD AWL TAWLGRD #2.75



GOURD SAW TSAWGRD \$2.75



GOURD RASP TRASPGRD \$4.00


Use the Awl to poke holes in your gourd for pine needle couching around the rim. Use the Saw to cut your gourd. Use the Rasp to enlarge or shape cutouts in the gourd shell.



#2 HOBBY KNIFE

An excellent tool for cutting gourds or simple carving. Use with the #15 or #27 saw blades below. **TEX2 \$5.95**

#15 SAW BLADE Make intricate, jigsaw puzzle type curving cuts on the gourd for virtually invisible separations between the "lid" and the "bottom".
Pack of 5 blades TEX15 \$5.95



#27 SAW BLADE All purpose saw blade for straight and slightly curved cuts. **Pack of 5 blades TEX27 \$5.95**



HOBBY KNIFE SET

Hobby Knife Set includes the #2 handle, a pack of #15 saw blades and a pack of #27 saw blades. **TEX21527 \$15.85**



#15 SAW BLADE Pack of 5 blades



#27 SAW BLADE Pack of 5 blades

ZONA SABER SAW SET



An excellent hand tool with a comfortable wooden handle for cutting gourds. Set includes 3 different blades. **TZONA \$11.95**

gourds

Gourd Crafting Tools & Supplies

POWER GRIP GOURD CARVING TOOL SET

These fine Japanese gouges and chisels are made from laminated steel, so they sharpen quickly and hold a sharp edge longer. Perfect for both beginner and experienced carvers. **T-CARVE \$65.95**

Gouges are available individually for \$9.95



RIFFLER RASP SET These are perfect for shaping and smoothing parts of gourds to fit together. 8 double ended rasps with coarse cut teeth in storage pouch. 7 1/2" long. **TRIFFLE \$18.95**



DARWI WHITE MODELING COMPOUND

Darwi is a white non-toxic modeling material that completely hardens with very little shrinkage, after air drying. There is no baking required and since Darwi sticks to most materials, it is ideal for gourds. It is the perfect medium for any embellishing where sculpting the surface is required.

2.2 lb block. **DARWI \$14.95**



CANDLE CUPS

7/8" diameter, brass plated. Glue into the top of your gourd, add some sand or plaster of paris to weight the gourd down, then insert your candle.

Pack of 12 **CAN \$4.98**

Do you want to put straight lines on a gourd? Here's the way


GOURD SCRIBE

The perfect tool for drawing parallel, horizontal lines on your gourd for cutting or patterns. Includes a brand new wooden pencil!

TSCRIBE \$14.95




THE COMPLETE BOOK OF GOURD CRAFT



Ginger Summitt and Jim Widess. The definitive book on gourd crafting. Step-by-step photographs illustrate 55 decorative techniques for working with gourds including pyroengraving (woodburning), carving, basketry stitches, painting, stenciling, air brush painting, netting, cleaning, and growing. Over 200 examples of work by 130 contemporary artists as well as traditional and ethnographic pieces. 425 photographs, 285 in full color. 144 pages **#01570 \$18.95**

COMPLETE BOOK OF GOURD CARVING



Jim Widess and Ginger Summitt. The definitive book on linear and relief carving using hand and power carving tools. Special tutorials on inlay, chip carving and gouge work. 95 artists included. Over 600 full color photographs. 192 pages **#01558 \$17.95**

MAKING GOURD DOLLS & SPIRIT FIGURES




by Ginger Summitt and Jim Widess. Over 500 stunning photographs of dolls by more than 100 artists along with many step-by-step projects. Lots of techniques covered that are not just for dolls. 224 pages **#01550 \$24.95**

books

Gourd Books

Enjoy these wonderful books where you can learn anything from how to grow gourds, to painting, and embellishing them



GOURD CRAFTS: 20 Great Projects to Dye, Paint, Carve, Bead, and Woodburn in a Weekend by Ginger Summitt. Clear step-by-step photographs and instructions for captivating projects including candleholders, a unique birdhouse, drinking cups, bowls, jewelry, and more! 80 pages, 225 color photos. **#19912 \$14.95**

GOURDS IN YOUR GARDEN: A Guidebook for the Home Gardener by Ginger Summitt. Finally the book that answers all your questions about growing, pollinating, and harvesting gourds. Covers identification of gourd shapes, planning your garden, caring for your gourds, controlling common pests and diseases, and different uses for your gourds. Includes extensive section on gourd birdhouses as well. 128 pages, 150 color photographs. **#19001 \$18.95**

GOURDS: Southwest Gourd Techniques & Projects From Simple To Sophisticated by Bonnie Gibson. Lots of projects that range from a native rattle and gourd mask to a faux basketry vessel and nested vases and bowls. Bonnie is founder of the Arizona Gourd Society and is a fabulous artist and teacher. Highly recommended. **#01581 \$17.95**

GOURDS FROM VINES TO DESIGN by Don Kelver. Large photographs and excellent text illustrate the basics of gourd growing including site selection, soil preparation, planting, fertilizing, pests and diseases. Great information on growing on arbors, tellises, and fences, as well as on the ground. Also instructions for hand training the gourds. Directions are included for cutting, drilling, and preparing gourds for craft projects, birdhouses and floral containers. Includes the National Council of State Garden Clubs Flower Show Principles of Design, scale of points and information relating to exhibiting gourd designs in shows. 144 pages **#21501 \$24.95**

A GUIDE TO CHIP-CARVING GOURDS by Marilyn Rehm. Love working with gourds, but hate the dust? This book offers an alternative. Step-by-step instructions, and 176 photographs, show how to chip and chisel a gourd into a decorative piece for the house or outside. Use only basic, simple tools with no noise or electric cords. **#03042 \$14.99**

ADVANCED CHIP-CARVING GOURDS by Marilyn Rehm. The advanced techniques builds on the skills learned in the author's first book, *A Guide to Chip-Carving Gourds*. Step-by-step guide, with 229 photographs, demonstrates the many ways to decorate a gourd with only the simplest of tools - no cords or electric tools. 10 Projects provides ideas for your own creations. **#03045 \$14.99**

TIME FOR GOURDS: 8 Clock Projects by Sammie Crawford. These clock projects will make ideal accessories to your décor or gifts for family members and friends. Patterns, color palettes, supply lists, and tips for preparing the gourd are provided. Clear step-by-step directions for each project, illustrated with 199 color images, perfect for gourd crafters and woodworkers of all levels. A gallery of completed clocks will inspire your own creative ideas. **#03059 \$16.99**

BUILDING GOURD BIRDHOUSES WITH THE FAIRY GOURDMOTHER® by Sammie Crawford. Offer your feathered neighbors a handcrafted home. This detailed project book for making and decorating gourd birdhouses and feeders is complete with patterns, color palettes, supply lists, and step-by-step directions for each project. This how-to book has nearly 140 images and patterns with helpful painting, assembly, and gourd selection tips. **#03055 \$24.99**

CREATING GOURD BIRDS WITH THE FAIRY GOURDMOTHER® by Sammie Crawford. The Fairy Gourdmother® returns with another brilliant step-by-step guide to crafting with gourds, and this time it's for the birds! You will learn practical assembly skills and excellent painting techniques so you can adorn your creations with life-like details. Each project comes complete with a detailed supply list, color palette, step-by-step instructions with photos, and a pattern. In addition, the guide offers resources and helpful tips. Ideal for gourders of all ages. **#03054 \$24.99**

MAKING GOURD BOWLS WITH THE FAIRY GOURDMOTHER® by Sammie Crawford. Create bowls for holding candy, knick-knacks, or just to add a bit of color to any room. This new gourd craft book from Sammie Crawford, the Fairy Gourdmother®, is complete with patterns, color palettes, supply lists, and tips for preparing the gourd. Ideal for the aspiring gourd crafter, this how-to book has nearly 140 images and patterns. A gallery of other Crawford bowls will inspire your own creative ideas. **#03060 \$16.99**

pyrography

Pyrographic Systems & Accessories

Razertip pyrographic tools have been setting the standard for over 14 years with their ultra-sharp tips, the smallest handpieces on the market, energy efficient power supply and a warranty that The Caning Shop is proud to stand behind.



Power Supply Model SS-D10

Includes Fixed
Tip 1L Pen and
Standard
1FL Cord
SS-D10 \$195.50

THE SS-D10 POWER SUPPLY has 10 amp output which will supply all the heat you'll ever need for any serious woodburning. This workhorse power supply features:

- switchable, dual handpiece capability with indicator lights,
- removable handpiece cords, extra low-end temperature adjustment
- a separate on/off switch so you can leave your temperature control always set to your favorite settings.



TIP CLEANER

This ingenious tool will remove carbon buildup from most sharp Razertip tips quickly and easily prolonging tip life.

TUFCLEANER \$10.95




Shown with protective cover over sharpener

Please visit our website for more photos and complete descriptions of the Razertip pyrographic system and accessories.

PYROGRAPHY HINT Have a small, shallow dish of oven cleaner or acetone in your work area and periodically dip the tip of your pen in the solvent to soften and remove the gourd resins which encapsulate carbon on your Razertip pen's tip. It will make cleaning the tip much easier.

Pyrography
Paper enhances
woodburning
success!



PYROGRAPHY PAPER

Print your detached designs on our transparent Pyropaper; tape the paper to your gourd and woodburn right through the paper. The results will astound you. All the shading and texture are easily transferred. Inkjet or laser printer compatible. 50 sheets, and instructions. **PYROPAPER \$7.50**

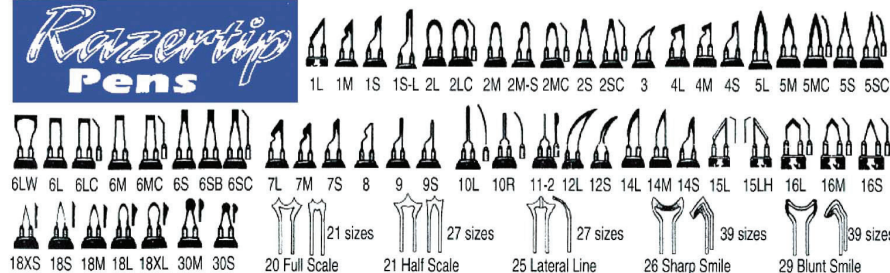
WARRANTY

We recommend RAZERTIP FIXED-TIP PENS. All Razertip Fixed-Tip Pens carry a full one year, unconditional warranty from the manufacturer. If a fixed-tip pen fails after one year, don't throw it out. We'll replace it for \$5.00 (including the shipping)!

The SS-D10 comes with an unconditional 3 year warranty. The best in the industry! Adapters are available for using our pens on other power supplies you might already own.

Accessories	Description	Price
CORD1FL	Flexible Cord; Fits Razertip	\$16.50
CORD1HL	Heavy Duty Cord; Fits Razertip	\$17.50
CLIP	Replacement Side Clip for Power Supply	\$2.25
GRIP	Standard Replacement Grip; 2/pkg	\$1.65
GRIP L	Extra Thick Grips; 2/pkg	\$1.65
TIP CLEANER	Tip Cleaner	\$10.95
Adaptors plus Flexible and Heavy Duty Cords are available to fit Razertip Pens and Power Supply to other brands		
UAD-2/Adaptor	Fits Razertip Power Supply to Detail Master Pens	\$6.25
CORD2FL/HD	Fits Razertip Power Supply to Colwood, Optima, & Nibsburner Pens	FL \$16.50 HD \$17.50
CORD3FL/HD	Fits Detail Master Power Supply to Razertip Pens	FL \$16.50 HD \$17.50
CORD4FL/HD	Fits Colwood Power Supply to Razertip Pens	FL \$16.50 HD \$17.50

Razertip Pens



FIXED TIP PENS

Fixed Tip Pens: **\$27.50**

Heavy Duty Pens: **\$31.50**

Scale Tip Pens: **prices vary**

Key: **XS** extra small, **S** small, **M** medium, **L** large, **C** curved, **W** wide, **P** pointed, **B** blunt, **H** left-handed

#1 SKEW is a general use tip for pyrography, cutting, fine detail. **XS, S, M, L**

#2 TIGHT ROUND is used for general pyrography, fine detail and shading away from a curve. **A, B, XS, S, M, L, SC, MC, LC**

#3 LAMILAE MAKER specialized pen for forming the lamillae or tooth-like serrations on duck bills. **HD only**.

#4 FLAT SKEW is used for general detail work. Allows you to work more directly above your piece. **S, M, L**

#5 CUTTING SPEAR is sharp on both edges for detailed work. We like this tip best for use on Pyropaper. Also excellent for shading away from a corner. **XS, S, M, L, MH, SC, MC, MP, SP, SP-L**

#6 CHISEL TIP for long straight lines and shading. Excellent series for calligraphy. **XS, S, M, L, LW, LC, MC, SC**

#7 ROUND SKEW for detail work. Doesn't drag when making curved lines. For sculpting and fine detail. **XS, S, M, L**

#8 BURNISHER for burnishing and for fine wrinkle-like details on wood.

#9 WRITING TIP standard writing pen used like a pen. Medium to extremely fine lines. **XS, S, P, M**

#9G. 17 GOURD CUTTER tempered pen is great for piercing and cutting gourds. Use at high heat with a sawing motion.

#10 GENERAL PYROGRAPHY very versatile for writing, shading, small scale marks. **L, R**

#11-12 DUAL LINE SERIES burns two parallel lines 1/32" apart. **L, M, S, Multi-line**

#12 CURVED SPEAR allowed you to reach into areas otherwise unreachable. The point overhangs the pen barrel. **XS, S, L**

#13 SHARP ANGLE SKEW (NOT PICTURED) has a sharper angle than the #1, #7 or #14 M

#14 KNIFE general detail and pyrography for gourds, hair, or feathers

#15 SKEW SHADER for quill making. **SH, S, LH, L**

#16 45 DEGREE SHADER very precise shader. **S, M, L**

#17 COARSE DETAIL this tip gives a nice wide burn. Great for hair **S, M, L**

#18 MULTI-USE PEN for all types of pyrography: drawing, shading, scales. **XS, S, M, L, XL**

#20 - #29 SCALE TIPS for fish and reptiles

#30 SPOON SHADER spoon bowl shaped for shading and forming dimples. **HD only. M, S**

#66 "V" BRAND for making consistent "V" stamps. Makes a handsome border. 3.0, 4.0, 6.50, 12.00mm

#73 TRANSFER TIP AND SHADER 7mm, 10mm

#79 WAX PEN write with wax resist on eggs, gourds, fabric. 22ga, 20ga, 18ga, 16ga

#92 CIRCLE STAMP 2.1mm, 3.0mm, 3.8mm

#96 SQUARE STAMP 2 sizes 2.2mm, 3.0mm

#99 BALL STYLUS steel ball fused onto the tip makes a perfect writing, shading, drawing pen. Available 0.4mm, 0.8mm, 1.2mm, 1.5mm, 2.0mm, 2.3mm, 3.0mm, 3.9mm, 4.7mm, 5.5mm

TIP SETS FOR BPH PEN



BIRD CARVER'S MICRO TIP SET of 5 of the smallest carving tips: 1S, 2S, 5S, 6S, & 7S.

Bird Carvers Set of 8 of the most popular carving tips: 1S, 2M, 4M, 5M, 6M, 7L, 8, & 9.

SMALL BALL TIP SET of 5: contains .08mm, 1.2mm, 1.5mm, 2.0mm, & 2.3mm

Ball Tip Set of 10 includes 1 of each ball tip.

GOURD ARTIST TIP SET of 5; contains HD1S-L, 9G, 17, HD1S, HD5MSP, & 99.015

For more information on all Razertip products please visit our website www.caning.com. Our 32 page illustrated Razertip catalog has detailed information on all 600 pyrography pens, cords, and adaptors available from Razertip

hot tool

Hot Tool & Supplies

M.M NEWMAN CORPORATION'S HOT TOOL



GOURD BURNING TOOL Woodburn your gourds with the Hot Tool. The tip of the tool reaches 850 F yet the handle stays cool. Lightweight, slim design, UL approved. Complete with standard tip. We prefer this solid core woodburning tool over all the other brands because your hand is closest to your work and the hand holding the tool can steady a finger on the gourd for stability. **THOT \$42.95.**

SAFETY STAND

Protect your work space with this dedicated stand for your Hot Tool **THOTST \$8.95**



WOODBURNER POUCHES










Protect your Razertip pens with one of these two attractive cases. The cotton and hemp roll holds 8 pens or 7 pens and your cleaner block. The zippered pouch holds 9 heavy duty or regular pens.

#TUFCASEZIP \$9.95

#TUFCASECOT \$6.95



TIPS FOR HOT TOOL

Tip #	Description	Price
	STANDARD TIP - Skew Chisel	\$8.95
	NEEDLE TIP	\$8.95
	FEATHER TIP	\$8.95
	STENCIL TIP - Signature (Stencil)	\$8.95
	BUTTON TIP	\$8.95
	KNIFE TIP	\$8.95
	1/16 CIRCLE TIP	\$8.95
	1/8 CIRCLE TIP	\$8.95
	3/16 CRICLE TIP	\$8.95
	1/16 DOT TIP - Round	\$8.95
	1/8 DOT TIP - Round	\$8.95
	3/16 DOT TIP - ROUND; Blank Tip	\$8.95
	LMBROAD - LM Broad; Writing	\$8.95
	LMFINE - LM Fine; Writing	\$8.95
	NEW! ! #20-1 Wedge Tip	\$8.95
	NEW! ! #P-20 Bent Shading Tip	\$8.95
	NEW! ! #5594 Flat Shading Tip	\$8.95
	TRANSFER TIP	\$15.95

TRANSFER TIP FOR THE HOT TOOL

This teflon coated, slightly rounded tip is perfect for transferring the heat-set "ink" from photocopier and laser printed copies. Simply print out your design, turn the copy over onto your gourd and rub the back of the design with the heated Transfer Tip attached to your Hot Tool. **\$15.95**

books

Pyrography Books

GOURD PYROGRAPHY by Jim Widdess. Everything you should want to know about woodburning on gourds. Step-by-step photographs follow 4 artists creating 8 projects from start to finish. Learn how they create different qualities of lines and shading. Information on Razertip, Hot Tool, Detailmaster, Detailer, and Nibsburner tools. Followed by a gallery of 50 artists describing their tools and techniques. 144 pages **#01593 \$14.95**

PYROGRAPHY WORKBOOK by Sue Walters. This is by far the very best book on woodburning or pyrography in print. Sue has an astounding array of step-by-step instructions, clearly photographed and illustrated for achieving a huge variety of shading techniques, as well as eyes, fur, feathers, hair, and the use of color. Highly recommended. **#23801 \$19.95**

GREAT BOOK OF WOODBURNING Pyrography Techniques, Patterns & Projects for All Skill Levels by Lora Irish. Detailed instructions for using many different woodburning nibs and pens. Detailed photographs showing the shading effects of different points. Supplemented with detailed patterns you can use for your own pyrography projects. **#23804 \$22.95**

COMPLETE PYROGRAPHY by Stephen Poole. Techniques and tools for woodburning using mostly "hot wire type" woodburners. Much of the information is relevant to users of the "Hot Tool". 153 pages **#01544 \$21.95**

WOODBURNING WESTERN WILDLIFE Vol. 2 Burning Class in a Book by O.W. Davis. This is a terrific guide to burning realistic cats, birds, wolves, and bears. **#21702 \$14.95**

LIFELIKE PYROGRAPHY FROM PHOTOS by Nedra Denison. Learn how to convert photographs to a form that you can transfer onto a gourd and woodburn. Nedra has turned the description for this task into numerous step-by-step photographic instructions that anyone can follow with ease. **#23803 \$19.95**

WILDLIFE DESIGNS Original Patterns for Your Favorite Craft by Sue Walters. Excellent instructions for using, modifying, and transferring patterns and getting tonal detail. Over 50 detailed, original patterns of birds, and mammals. Sue Walters is an excellent woodburner and teacher. **#23805 \$14.95**

LEARNING THE ART OF PYROGRAPHY by Art Chapman. Clear, detailed, step-by-step photographic instructions for woodburning realistic designs on wood, leather, and paper. 64 full color pages. **#03021 \$12.95**

WOODBURNING WITH STYLE Pyrography Lessons and Projects with a Modern Flair by Simon Easton. Start with the concepts and basics of woodburning, to tips and techniques that encourage your creativity and the development of style. Projects and lessons on everything from making simple marks to texturing, and lettering. **#23812 \$24.95**

PYROGRAPHY DESIGNS by Norma Gregory. Illustrated instructions show how to trace, enlarge or reduce, and transfer designs; add color, and apply finishes. Patterns feature wildlife, landscapes, seascapes, close-ups of flowers and fruits, holiday symbols, as well as borders, multi-sided themes, and details to enhance any project. **#01582 \$12.95**

ART & CRAFT OF PYROGRAPHY Drawing with Fire on Leather, Gourds, Cloth, Paper, and Wood by Lora Irish. Thirty-five amazingly detailed new projects, and the basics of pyrography systems, tools, supplies and practice boards. Irish provides expert advice on temperature settings, fill, and stroke patterns, hand positions, textures, tonal values, shadows, adding color, and more. **#23824 \$19.95**

WOODBURNING PROJECT & PATTERN TREASURY by Deborah Pompano. Pompano shares techniques for getting started in woodburning. You'll learn what 5 tips she recommends, how to create a vast variety of dimension, shade and texture with your woodburner, and how to develop your drawing skills for use in pyrography. Her patterns cover a wide spectrum of themes including: harvest, arbor, birds, Native American, garden, lighthouse, and much more. The book includes two practice exercises, one step-by-step project and close up instruction on lettering. **#23816 \$24.95**

leather treatments

Leather Dyes & Treatments

ANGELUS LEATHER DYES

Our favorite selection of leather dyes which we've had wonderful success with on gourds. Each dye is packed in a 3oz bottle with dauber and unique non-spill box.

40 colors available. **ground shipping only 3 oz bottle \$3.75**



ANGELUS LEATHER DYE REDUCER & SOLVENT

Use with Angelus dyes to thin the dye. Comes in 4oz. bottle. **DYEANGSOLVENT \$2.99**

ANGELUS DYE LINER PENS

Now you can make your own dye or ink marking pen. Simply saturate these markers with your favorite liquid color, snap the cap into the end and presto, you've made your own custom marker.



WOOL DAUBERS

Package of 10 wool daubers for applying leather dyes. **\$1.50**



Do You Have Leather dye stuck on your hands?

REDURAN HAND CLEANER

Rub a small amount of this amazing hand cleaner onto the skin without using water. Smear it around the dye area, then wash with soap and water. Rinse and dry thoroughly. **It really works! 100mil tube. REDURAN \$8.95**



TIPS FOR DYEING GOURDS

Gourds have a virtually waterproof shell. For better penetration of the gourd shell by the dye, first sand the shell with a medium grit (180) sanding sponge to break through the skin. Then use a superfine (400) sanding sponge for a very smooth surface. The sanding sponges can be used wet. All dyes have a tendency to fade. You can slow the fading by opening the bottles and letting a little dye solvent evaporate. Add a capful of vinegar and a pinch of salt to the remaining dye which will better set the dye. Spray a thin coat of UV sealer when you have completed the dye step on your project. **Make sure you do not place your dyed gourd in bright light or in a sunny area.**

Basket Dyes, Acrylic Paints, & Shoe Paints Information

I-DYES

We love these dyes for basketry reeds. Jacquard's wonderful fabric dyes create brilliant colors on basket reeds. Simmer for 20 minutes. One pack of I-Dye will color 2-3 lbs of reed.

\$3.49 per dye packet



New to shoe & leather painting?

SHOE PAINTERS: Angelus Leather paints are the finest leather paints in the world. Prepare the shoe with our deglazer, then apply 2-3 coats of paint. The paint bonds with the leather to prevent cracking & peeling. Works with leather, canvas, & rubber soles!

We've put together an illustrated tutorial to teach you how to prepare and embellish Nike Airs with three detailed projects using Angelus Leather paints and a surprise project using metallic leaf.

REMIX YOUR KICKS

The Caning Shop's own booklet with instruction for painting sneakers and leather clothing using our Angelus leather paints.

REMIXKICKS #02410 \$7.95



NEW NEON PAINTS FROM ANGELUS

These colors are sure to add a pop of color to any project. Eye catching, bright neon leather paints go on smoothly as you'd expect from Angelus 1 oz. bottle **LPN \$2.50**



PIÑATA COLOR PACK

Beautiful, high color saturation, acid free, transparent. Use for gourd staining as well. 7 vibrant colors.

(ground shipping only) **DYEPINATA \$24.95**



LUMIER HALO & JEWEL COLOR PACK

9 gorgeous metallic and pearlescent colors. Beautiful effect on gourds. **DYELUMIER \$12.95**



DYED SHOE WAX

These tins of dyed Angelus wax add color to your gourds (or shoes) without having to go through the trouble of applying leather dye first. A terrific way to seal your gourd quickly. The wax works even better if you sand your gourd first. **DYEANGWAX.... \$3.95**



3-D PAINT

Puffy Paints, available in black, white, or glow-in-the-dark **1oz. \$1.99**

We're happy to answer any questions you may have about color, application, and techniques

acrylic leather paints

Angelus Acrylic Leather Paints

Also used for the creative craft of Shoe Painting

These are the best paints we have found for painting leather and they even look great on gourds! **1 OZ BOTTLE \$2.25**

We carry these popular colors in 4oz bottles; turquoise, green, orange, purple, yellow, red, blue, hot pink, black, and white. **4 OZ BOTTLE \$5.25**



ANGELUS LEATHER DEGLAZER

Used to prepare leather and sneakers for leather paint.

Deglazer 4oz \$3.95 pint \$15.00

PAINT DULLER 4oz \$7.50

ANGELUS LEATHER FINISHER

Used as a protective finish on leather.

Choose from Matte, Satin, or High Gloss. **4oz \$3.95**

We're happy to answer any questions you may have about color, application, and techniques

paints & applicators

NEW GLITTER PAINTS

These colors are sure to add excitement to your project
1 oz bottle LPG \$4.50



PEARL-EX METALLIC PIGMENTS

Add to any medium: paints, nail polish, dye, shellac, watercolor, oil paints, or tempura. Toxin-free metallic look. 12 powdered pigments
DYEPEARL \$26.95

MASQUE FLUID PEN Use masking fluid in ways *not possible until now*. Draw straight lines or curves, thick or thin lines, small dots, stamens, snowflakes or flowers. The pale blue water-based latex solution is easy to see and apply. It peels off easily and does not damage the surface. The stainless steel prong in the cap seals the 0.8mm nylon nib so the fluid won't dry out.


FINE LINE MASQUE PEN \$7.95



NON-CLOGGING TIPS


Set of three bottles with non-clogging tips. Fill these patented bottles with masque fluid, paints, or thin glue for pin-point accurate delivery. 3 bottles with 3 different non-clogging tips.

BOTSET \$12.00




MICRO BRUSHES


These teeny daubers allow you to place dye, glue, ink, or paint in the tiniest areas. Their special fiber thread prevents errant drips, and they can be cleaned when you're finished! Their flexible handle easily bends when needed. Specify between red, gray, or black.



Red
pkg 10 \$1.75



Gray
pkg 10 \$1.75



Black
pkg 10 \$2.75

We're happy to answer any questions you may have about color, application, and techniques

Ukrainian Egg Decorating Supplies

Ukrainian Egg Decorating Kit

Includes 12 dyes, 3 delrin kistkas, beeswax, and clear illustrated instructions for this fascinating, batik-like craft. Just add a candle and some fresh eggs! **KITUK \$29.95**



DELKIN KISTKAS

These are excellent wax holding tools with brass reservoirs. *Recommended for beginners and children.* Specify tip size: Fine, Medium, and or Heavy. **\$6.00 each**



TRADITIONAL KISTKAS

Made by hand. Specify tip size: Fine, Medium, and or Heavy. **\$3.00 each**

NATURAL BEESWAX

\$2.25



DARK NATURAL BEESWAX

\$2.50

SPAGHETTI BEESWAX

For use with electric kistkas as well as our #79 series Razertip wax Resist Pens **BEESWAXSPA \$5.75**




RAZERTIP WAX RESIST PEN (#79 series)

These pens are like electric kistkas for Ukrainian egg decorating but better and half the price. Because you can control the heat, you can melt the wax faster, then turn down the heat to control how quickly the melted wax flows - real control. TUF 79.22 (extra fine), TUF79.20 (fine), TUF79.18 (medium), TUF9.16 (heavy) **\$31.50 each** Requires Razertip SS-D10 power unit.

UKRAINIAN EGG DYES

17 colors. Perfect for dyeing eggs, however we also like to use them on gourds. A wide variety of colors that are sure to please any egg dyeing enthusiast! Each packet makes 12 fluid ounces. **\$1.25 each**



UKRAINIAN EGG LATHE

Designed to hold eggs, wood, and small gourds for drawing concentric circles, or laying out repetitive patterns. Base can be adjusted easily for objects up to 8" long and 4" wide. **UKLATHE \$31.50**



UKRAINIAN EGG FINDINGS

Turn your eggs into hanging ornaments! **Pack of 24 / \$4.95**



BLAS-FIX EGG BLOWER

From Germany; hand pump water into your egg to wash out the yolk. Includes a drill. **UKBLAS \$7.95**

ONE HOLE EGG BLOWER

Egg blowing device that is easy to use. **UK1EGG \$7.95**




JIM'S EGG BLOWER

This is the best egg blower we've found. The squeeze bottle easily pumps enough water through the non-clogging syringe to rinse out your decorated egg without any risk of breaking the shell. *Includes Complete Instructions* **UKJIM \$4.00**


Ukrainian Egg Books

EGGS BEAUTIFUL - HOW TO MAKE UKRAINIAN EASTER EGGS




by Johanna Luciow, Ann Kmit, and Loretta Luciow. Excellent beginning book. History, customs, symbols, basic instructions, and step-by-step diagrams for creating unique designs. 104 pages **#08704 \$16.95**

UKRAINIAN EASTER EGG DESIGN BOOK 1




by Natalie Perchysyn, Luba Perchysyn, Johanna Luciow, and Ann Kmit. Step-by-step instructions for creating 24 unique designs. 90 pages **#08701 \$7.95**

UKRAINIAN EASTER EGG DESIGN BOOK 2




by Luba Perchysyn, Johanna Luciow, Natalie Perchysyn. Step-by-step instructions for creating 24 unique designs. 90 pages **#08702 \$8.95**

UKRAINIAN EASTER EGG DESIGN BOOK 3



by Luba Perchysyn, Johanna Luciow, Natalie Perchysyn. Step-by-step instructions for creating 24 unique designs. 90 pages **#08702 \$8.95**

UKRAINIAN EASTER EGG DESIGN BOOK 4



by Luba Perchysyn. Excellent instruction to pysanky with lots of hints for the new pysanky artist. Also contains 25 new designs with clear step-by-step instructions. All pages in full color. 120 pages **#08708 \$16.95**

UKRAINIAN EASTER EGG DESIGN BOOK 5



by Natalie Perchysyn and Deanna Perchysyn. Special Edition celebrating 60 years in business. Full-color photographs and clear diagrams take you step-by-step through the creation of 26 eggs, including one ostrich and two trypillian patterns. In this design book you will find everything you expect, and more. 183 pages **#08710 \$24.95**

crafts

Hawaiian Crafts

Look on Page 38 for more Polynesian-inspired Design Books



LA'AMAIA GOURDS

Hard tree gourds 4"-5" diameter with a $\frac{5}{8}$ " hole for Hawaiian rattles (uli uli or ulili) **\$6.00 each**



ETCHING PENS FOR GREEN GOURDS

These are the perfect tools for etching green gourds for the ancient Hawaiian technique of dyeing from inside out. These specially designed tools cut and lift just the thin, outer epidermal layer of the green gourd without injuring the shell. As the gourd heals from this slight "injury" it creates scar tissue which becomes the "resist" for the "strong coffee" dye and will remain a light color. **\$7.95 each \$14.95 for set of 2**

HAU BARK

A very strong cordage fiber taken from the inner bark of the Hau tree (Hawaii) or Fau tree (South Pacific), a member of the hibiscus family. In appearance the retted bark looks like the inner bark of Linden or Basswood. The hau bark is 10' long and 2-4" wide with many layers.



HAU small bundle, very clean and wide for special uli'uli **\$10.00**



HAU large bundle is in narrow lengths and perfect for cordage making. **\$20.00**

LAUHALA from Samoa


This is a beautiful material and very fresh. There are around 60 leaves in a roll and the leaves are just under 3" wide and over 36" long. They are very strong and will make beautiful baskets and bracelets.

LAUHR \$60 per roll
LAUEA \$1.00 per individual leaf




HOW TO WEAVE AUTHENTIC HAWAIIAN LAUHALA BRACELETS

by Jim Widess. The 4th book in his Hawaiian craft series, Jim presents 19 projects with step-by-step visual instructions to teach you how to weave traditional as well as some original bracelet patterns. You'll also learn to make an injury-proof, child-safe lauhala stripper with easy to find materials. **#22507 \$18.95**




HOW TO WEAVE HAWAIIAN COCONUT PALM FRONDS

by Jim Widess. Step-by-step guide contains hundreds of large, detailed, color photographs with clear, written instructions for 11 different projects. They include a round basket, a square basket, a traditional palm frond hat, a trio of hanging baskets, a bird, two fish, a grasshopper, and a rose. 72 pages. **#22505 \$19.95**




MAKING HAWAIIAN RIBBON LEIS

by Coreen Mikioi Iwamoto and photographed by Jim Widess. Learn how to sew 15 different flower ribbon leis using these detailed step-by-step photographed instructions. 60 pages. **#22502 \$14.95**



MAKING HAWAIIAN MUSICAL INSTRUMENTS

by Jim Widess. Hundreds of step-by-step photographs detail the building of 18 traditional Hawaiian Hula instruments. 88 pages. **#22501 \$16.95**



crafts

Huichol Beading

HUICHOL BEADED GOURD KIT

The Huichol Indians of Northern Mexico use a combination of tree resin mixed with beeswax as an adhesive for decorating gourds and wooden objects with beads and yarn. In this unique kit you'll find detailed, step-by-step, photographic instructions written and photographed by Jim Widess, a 1.7 oz. block of Beadswax®, a gourd, several colors of $\frac{11}{16}$ seed beads, gourd cutting and cleaning tools, a beading needle, and lots of photographs of Huichol gourds for inspiration. **KITHUICHOL \$34.95**



BEADSWAX®

Now create your own Huichol-style beaded gourds with #11 or larger glass seeds and beads. Will not reject beads as the wax hardens.

1.7 oz. block BEADSWAX \$7.95




HUICHOL BEADING TOOL

Use this ingenious tool for picking up #11 seed beads and setting them into position on your gourd.

#TAWLUICHOL \$4.95

HUICHOL BEADING

by Jim Widess and Guillermo Martinez. Detailed, illustrated step-by-step instructions for creating traditional Huichol beaded patterns set into Beadswax®. Complete with traditional Huichol images large enough to see individual beads for replicating on your own gourd. **#02408 \$5.95**



Drum Making Supplies



DRUMSTICKS

These are absolutely perfect for gourd water drums!
\$4.00 per pair

DECORATIVE UPHOLSTERY TACKS

For installing drum skin to the base of drum. Also used for installing Pressed Fiber Seats.
\$4.95 per 100



• Daisy • French Natural • Hammered Oxford • Overlap
(textured finish) (smooth finish) (textured finish) (textured finish)

DRUM RINGS

Drum rings for making Djembe-style gourd drums. Heavy duty, 9 gauge steel rings won't bend. Perfect for gourd drums.

Size (inches)	Price
6"	\$0.71
7"	\$0.72
8"	\$0.73
9"	\$0.74
10"	\$0.77
12"	\$1.35
18"	\$3.10



DRUMSKIN

Our goat rawhide is a full skin; light weight and large enough for at least ten 12" drum heads. Goat rawhide is ideal for gourd drums. **#GOAT \$45.00**




NEW! THUNDER DRUM SPRING

Join the Thunder Drum Revolution!
20 inch long spring for thunder drums. **\$3.50**

MAKING DRUMS

by Dennis Waring. Irish drums, Latin drums, drums from the Middle East and India: whether they're framed, staved, carved, or clay, the basics for making every one of them is here, provided by a master of the style. Easy-to-follow construction techniques from choosing and attaching a drumhead, to learning lacing logistics and knot-tying, to working with hoops and adjustable hardware. **#01568 \$12.95**



GOURD DJEMBE

by Jim Widess. A step-by-step tutorial for making an adjustable gourd drum with 3 steel rings and goat rawhide. Clear step-by-step photos with detailed instructions. **#02418 \$8.95**

DRUM CORD

Our drum cord is made from the finest braided polyester sail cord made. It has no stretch and will maintain its tension over a long period of playing and storing.



$\frac{1}{16}$ "	\$234/ft	\$20.00/100'	\$450/3000'
$\frac{1}{8}$ "	\$252/ft	\$23.00/100'	\$240/1200'
$\frac{3}{32}$ "	\$32/ft	\$30.00/100'	\$300/1200'

SHEKERE CORD

Our shekere cord is #18 braided mason line. It knots easily and quickly slips through Crow beads. It's preferred by our teachers. **250' (4oz tube) CRDSHEWHT \$7.75**

Threads & Supplies

WAXED IRISH LINEN THREAD


4ply, #18 waxed linen thread. A very strong waxy string that makes a wonderful addition to any basketry or craft project. 100 yd spool \$15.95 each



HEMP TWINE

You probably recognize the natural color from before. But now we have more colors to choose from!

Fine, smooth, twisted twine spun from natural hemp for weaving or netting small pouches and baskets. Size of #4 cord, (.75mm - 1mm diameter). 8 oz. ball (approx. 750') \$7.95



We have a variety of tools for use with **waxed linen thread**.

WEAVE-RITE TOOL SERIES

These versatile basket making tools are available as straight tools, long bent packing tools, and short bent packing tools. You'll find lots of other uses for these tools in other crafts as well.

8 OZ SINEW

Available only in Medium Brown 300 yd \$14.95



JUTE TWINE

Our 4 ply Jute Twine is wonderful for tying macramé, and weaving. It is about the size of a 6ply waxed linen cord.

510 ft / 170 yd spool \$3.95

EZ BOB

These flexible 2 3/8" diameter bobbins flip open for easy winding and flip closed to keep thread or yarn in place. Comfortably holds 15 yards of 4ply waxed linen.

Bobbins snap together to keep multiple bobbins in one place. Perfect for Kumihimo, knotting, netting, basketry, or weaving. 8 pieces \$4.95



SUEDE LACE 1/2" wide

Beige, black, blue, green, light and med brown, purple, and turquoise.

4 yd \$2.49
25 yd spool \$10.95



IMITATION SINEW


It's flat, waxed nylon, and super strong. It may be split into narrower widths and sewn with a split stitch just like raffia!

100 yd spool \$8.95

THE WEEKEND CRAFTER: MACRAME: 19 Great Weekend Projects

Projects by Jim Gentry. Simple, step-by-step instructions, more than 100 color photographs, and easy-to-follow illustrations. These charming projects use a variety of materials. Weave your weekend into something special!

#19920 \$9.95



MACRAME
19 GREAT WEEKEND PROJECTS

LEATHER BRAIDING

by Bruce Grant. An encyclopedia of braiding. Very detailed instructions and drawings. Most of the techniques are applicable to basketry materials. Lots of rings, knots, and demonstrations suitable for handles. Highly recommended. 173 pages

#03502 \$9.95

BASIC LEATHERCRAFTING: All the Skills and Tools You Need to Get Started

by Elizabeth Letcavage. Detailed, illustrated step-by-step instructions and photos teach basic leathercrafting techniques: choosing leather, stamping and decorating, stitching and lacing, and finishing.


#25504 \$24.95

BASIC LEATHERCRAFTING

22

Basketry & Woven Seating Materials

Paper Rush



PAPER RUSH IN COLOR

Available in 1 lb coils: black, burgundy, chocolate, hunter green, lilac, mauve, navy, orange, purple, red, teal, wedgewood blue, and yellow. $\frac{5}{32}$ " Diameter only.

200' (approx 1 lb) \$12.00

Available in Kraft Brown or Golden Brown

Weight may vary due to fluctuations in moisture content; however, footage on individual "1 lb" coils will be as stated.

\$6.00 / lb

\$150 / 35-40 lb spool


Diameter	feet/pounds (ft/lb)
$\frac{4}{32}$ "	250
$\frac{5}{32}$ "	160
$\frac{6}{32}$ "	125
$\frac{7}{32}$ "	90

An average rush chair seat 15" x 16" needs 2-3 lbs of fiber rush

Kraft Brown



Golden Brown



Paper rush comes as a rolled up strand, but can be unrolled and flattened as it has been done here to showcase the color of the strand.



DID YOU KNOW FIBER RUSH is also an excellent material for teaching basic wicker basketry techniques. It is very forgiving and easy on the hands!

PAPER RUSH BASKET TUTORIAL

Step-by-step illustrated booklet for weaving a twined paper rush basket. **TUTO2 \$4.95**

PRETWISTED NATURAL RUSH

Handcrafted from seagrass. Adds rustic charm with the ease of Fiber Rush.

2+lb coil	$\frac{5}{32}$ " diamter (approx.)	\$19.50	#4
	$\frac{7}{32}$ " diamter (approx.)	\$19.50	#6



PRE-TWISTED CORN HUSKS

Weave your Appalachian chairs with real corn husks already twisted for you. Ours exclusively. **2lb coil \$19.95**



STRAW WRAPPED NATURAL RUSH

Pre-twisted Saltwater Rush)
Use for the fancy European look.
1lb coil \$19.95



Basketry & Gourds

Tips for Using Natural Materials

Soak the *Date Palm* fruiting stalks in hot water for 1-2 hours or until the thicker base of the stalk is pliable. Soak *Philodendron sheaths* and *Dracena Draco* leaves in hot water for 20 minutes or until the sheaths are very pliable.

Pine needles can be dipped in hot water for just a few minutes. Rather than soaking *Raffia*, wet your fingers and run the raffia leaf through you wet fingers to moisten it. When stitching the raffia, put the wider end of the raffia through the eye of the needle so that the leaf tip is the last part of the leaf to pass through the foundation through which you are stitching.



LINEN BARK

Linen bark is first stage pounded bark cloth. Paper mulberry bark is stripped of the outer woody bark, then soaked overnight. The soaked inner bark is then pounded which spreads the fibers out. The pounded fibers are folded over themselves, pounded, refolded and pounded again. We price the linen bark by the ounce, but the sections tend to be 2-4 ounces. You can also soak the linen bark and join 2 or more pieces by pounding them together. **Minimum order: 2oz. LINENBARK \$8.00/oz**

SWEETGRASS

This native American, aromatic grass is a pure delight to weave with. Almost vanilla-like in aroma, the fiber is up to 18" long and can be used as a weaving element in twining and coiling. **SWEET \$5.00**



UNTWISTED SEAGRASS

5' long strands for glossy seagrass. Looks like miniature brush. Make your own cordage or fancy braids. Great for foundation in coiled work or twining. Good substitute for rye straw. **3 lb hank \$12.95**




TWISTED SEAGRASS a.k.a HONG KONG GRASS

see pg 36 for more details



ABACA GAUZE MESH

18" wide and up to 30yds long. This fabric has approx. $\frac{1}{8}$ " openings and is woven of abaca fiber (from banana bark). A semi-stiff feel, this fabric is an excellent architectural, sculpture material. Can be stiffened with starch or glue as well. Available in its light tan natural color. **ABANAT \$4.50/yd**



SINGLE COLOR TWISTED ABACA CORDAGE

Single-colored fiber made into a 2 part cordage.
CRDABA \$9.95



BI-COLORED BRAIDED ABACA

Our exclusive! We're having abaca fiber, from banana bark, braided to make a beautiful material for embellishing gourds or basket weaving. This naturally multicolored cord is unusual and will look fabulous however you decide to use it. Approximately 30' **BRABADK \$9.95**



SINGLE COLOR BRAIDED ABACA

150 ft **BRABA \$19.95**



BI-COLORED TWISTED WATER HYACINTH CORDAGE

Natural Materials for Baskets & Gourds

COIR

Very uniformly made cordage. A tough fiber for basketry or for couching on gourds. Will easily take a dye. Available in brown or black. 100' hank \$9.95 300' ball \$17.95



BRAIDED COCONUT ROPE (SENNIT)

Hand braided sennit is the appropriate material for many Hawaiian netting projects especially if you are weaving a carry net for a water gourd (ipu wai). 1/4" x 50' \$15.00

HORSEHAIR

Our horsehair is cream or black in color. 18" length. Use for embellishment or couching around the rim of your gourd creation. Can also be coiled in miniature horsehair baskets.

HORSE (cream) \$16.00 / 1/4 lb.
HORSEDRK \$16.00 / 1/4 lb.



BAC BAC

1/2 in x 60 ft \$18.00

DATE PALM FRUIT STALKS

Long, knobby texture for weaving. 1/2 lb. bunch \$9.50



PHILODENDRON SHEATHS

Gorgeous reddish-brown leaf sheath, very flexible when soaked. For twining or plaiting or stitching. \$9.00 / dozen sheaths.

BLACK WALNUT SLICES

Are perfect for using in pine needle baskets as starts or embellishments as shown in Judy Mallow's *Pine Needle Basketry, from Forest Floor to Finished Project*. \$9.00 / dozen



ASSORTED SEED PODS

Approximately 14 ounces of assorted seed pods which may contain Cedar Rose, Bael Nut, Curve Pods, Arti Pods, Polbosa, Jacaranda Pods, and Land Lotus Pods. PODS \$12.50



Put 3 claws together to make a gourd stand!



DEVIL'S CLAW

The horns of the Devil's claw are used in Southwestern coiled basketry for adding a black element to design. But the whole claw can also be added to baskets or gourds for embellishment. Horns approx. 4"-6" long. \$2.00 each



DRACENA DRACO

Tan leaves, 18"-24" long with beautiful natural orange base. Can be plaited, twined or stitched. Add an accent of natural color to your work. \$12.00 / dozen

Coiled Basketry & Pine Needle Instruction Books



LONG LEAF PINE NEEDLES from Northern Florida and Georgia. *Pinus palustris* is noted for its incredibly long needles in bundles of 3, at least 11" in length. They have been carefully dried to a reddish brown, yet are still flexible when soaked. 4 oz bundle \$9.95

NATURAL RAFFIA

Very pliable and soft. Sold in loose pigtail braids. Unwaxed and unprocessed. For baskets and pine needle coiling, this is the finest raffia we've ever found. Hank \$9.95



BLUNT RAFFIA NEEDLES

(#18 Tapestry Needles)
N18T5 \$2.75 per 6 needle pack
N18T \$4.95 per 25 needle pack



SHARP RAFFIA NEEDLES

(#18 Chenille Needles)
N18C5 \$2.75 per 6 needle pack
N18C \$4.95 per 25 needle pack



WOOD NEEDLE BOXES

Store your tapestry needles.
small: 2 1/4" long x 1/2" round \$.95
large: 3 5/8" long x 1/2" round \$1.25



NATURAL BEESWAX

Helps reduce raffia fraying and splitting. 1 oz. \$2.25



PINE NEEDLE BASKETRY KIT

The Pine Needle Basketry Kit comes with a fully illustrated 8-page, step-by-step instruction booklet by Stoney Ridge. This gorgeous sampler kit will teach you the split stitch (for "V" stitch), the wing stitch, the solid wrap and checkerboard stitches, the wheat stitch, and the big wing stitch. All the materials you need are included: 1/2 lb. long leaf pine needles, 6 oz. natural raffia, #18 tapestry needles, beeswax, a straw-gauge, and instruction booklet. KITPINE \$29.95


PINE NEEDLE RAFFIA BASKETRY



by Jeannie McFarland contains illustrated designs and stitching patterns for weaving pine needle baskets. Includes 10 basic patterns for trays, bowls, and covered baskets. Spiral bound to lay flat. 50 pages

#00602 \$10.00


ADVANCED PATTERN BOOK



by Jeannie McFarland is a continuation of *Pine Needle Raffia Basketry*. It includes more refined techniques and specialty projects for 30 patterns including picture frames, Christmas decorations, and two part handles. 67 pages

#00601 \$12.00


HOW TO WEAVE A PINE NEEDLE BASKET



by Ginger Jolley. Step-by-step instructions for weaving a pine needle basket using waxed linen for the sewing element and the "lazy" stitch. Unique patterns using the pine needle sheaths. 40 pages

#06301 \$15.95


PINE NEEDLE BASKETRY From the Forest Floor to Finished Project



by Judy Mallow. Use natural or dyed pine needles to create basket and sculptural forms. Color photo gallery of many unusual examples. Shows how to use black walnut slices for basket starts. 112 pages

#01548 \$14.95

POMO BASKETMAKING - A Supreme Art for the Weaver



by Elise Allen. The noted Pomo basket weaver gives complete step-by-step directions for recreating the beautiful baskets of the Pomo Indians. Steps include gathering and preparing roots and feathers, weaving, and finishing the baskets. Illustrated with line drawings and photographs. 67 pages

#07901 \$9.95

basketry

Basketry & Fiber Crafts

PRACTICAL BASKETRY by Stella Harding. This is an innovative, inspiring document, which includes clear instructions for using modern materials. This book is not only useful for beginning basket makers, but also of great use and inspiration for the more experienced basket weavers. It gets your creative juices flowing and makes you want to get started straightaway. A great asset to the library for everyone who loves to make baskets.

#04746 \$29.95

GOURDS AND FIBER by Ginger Summit and Jim Widess. Two of the world's leading experts combine gourd decorating and fiber arts for a fresh, up-to-date take on a centuries-old craft. These well known authors will inspire gourd aficionados with a wide range of techniques, from coiling and plaiting to stitching and lacing. Over thirty fabulous projects use materials such as pine needles, silk cord, leather, reed, felt, and beads.

#01575 \$19.95

THE WEEKEND CRAFTER: Basketry by B. J. Crawford. This fabulous, gorgeously photographed introductory course will have even novices finishing a decorative basket the very first weekend. Basketry master BJ Crawford offers the fruits of her many years' experience, explaining how to add bases, shape baskets, substitute materials, embellish, and more. A wealth of knowledge on reeds covers everything from preparation to dyeing and finishing. From a simple handled market basket to a charming letter basket with twine embellishments, these projects are as beautiful as they are practical.

#19926 \$9.95

NATURE OF BASKETRY by Ed Rossbach. Hundreds of photographs. Basketmaking is a hand process that has never been mechanized and continues virtually unchanged in each part of the world. Here are found Asian, American, and European ceremonial baskets. Many methods for converting plant materials into baskets are described with pictures of their constructions, and discussions of their techniques and unique qualities.

#03013 \$14.95

BASIC BASKET MAKING by Linda Franz. I love this excellent book for beginners. Large photographic step-by-step instructions. Nothing left out. Very clear and well thought out.

#25501 \$19.95

WEAVING NATURALLY IN THE GREAT BASIN

A Guide to Harvesting and Preparing Plant Materials for Basketry by the Great Basin Basketmakers. The Reno basket group has written an over 100 page book of information on identifying, harvesting, preparing, and using plant materials found in the Great Basin area. Many of these materials are found throughout the country, in addition to being native to the high desert regions of the Great Basin.

#24001 \$14.95

PLAITED BASKETRY WITH BIRCH BARK by Vladimir Yarish, Flo Hoppe, and Jim Widess. For centuries people have marveled over the beauty of plaited basketry; now readers can actually learn the skill and artistry of this craft in the comfort of their own homes. Scholar, artisan, and teacher Vladimir Yarish created all of the birch bark baskets for this book after scouring museums and archeological sites all around the world. This definitive guide focuses on the history and myriad traditional uses of birch bark, as well as general instructions for basket making and plaiting. 18 projects, both decorative and useful.

#01555 \$24.95

Free gift of 20 copper micro clips with order.

MICRO CLIPS

These teeny copper micro clips are indispensable for weaving birch bark, watercolor paper, or other plaiting fibers.

\$3.65 per 10 clips

PLAITED BASKETRY: THE WOVEN FORM by Shereen LaPlantz. Back in print, the definitive book on plaited basketry. Conveniently punched to fit a 3-ring binder for handy reference. Highly Recommended. 214 pages

#02407 \$34.95

PLAITING FOLIOS by Shereen LaPlantz. A reprint of Shereen's 6 folios containing tips on basic plaiting, architectural shapes, double weave, shaping, potporri, hanging baskets, plaiting concepts and footed baskets. 86 pages. Conveniently punched to fit a 3-ring binder for handy reference.

#02411 \$14.95

basketry

Basketry & Fiber Crafts

Wicker Basketry by Flo Hoppe. With its irresistible combination of form and function, wicker basketry has captivated artisans for hundreds of years. Use these timeless techniques to make elegant and practical baskets for modern use. Whether you are a beginner or experienced weaver, illustrated step-by-step instructions offer a range of techniques and tips for making both round and oval bases, making handles, preparing to weave, and adding color. Projects include a simple plant basket, a bread basket with beads, a lidded sewing basket, and a large double-handled shopping basket. A glossary of basketry terms, a listing of suppliers, and instructions for designing your own basket is included. This book is great for weavers and crafters of all skill.

#03057 \$24.99

CONTEMPORARY WICKER BASKETRY by Flo Hoppe. Second Edition. The new hidden spiral binding makes the book easy to use in the studio. Learn how to weave wicker baskets; from a simple round pincushion basket to triangular and square baskets. For beginner to advanced weavers with clearly written and illustrated instructions. Over 30 projects, gallery of baskets from around the globe, and a chapter on design and color to inspire you to create your own original work. Flo is one of our favorite teachers. Her attention to students' concerns makes her instructions the best of any basketry author. 192 pages

#24501 \$29.95

THE MAD WEAVE by Shereen LaPlantz. We were invited by the author to reprint this definitive work, long out of print, on the difficult triaxial Southeast Asian weave known as the mad weave. Shereen not only shows, through clear step-by-step drawings, but also clearly explains how to create the structure of the mad weave and how to go up the sides of the mad weave. She shows variations of the weave so that you can construct step pyramids and branch out into other shapes. She concludes with her famous embellishments and other tricks for making this basket weaving technique your own. Conveniently punched to fit a 3-ring binder for handy reference. 80 pages

#02409 \$19.95

ANTEL ART FOR BASKETS AND GOURDS by Betsy Sloan. Enhance your gourd vessel or basket with antlers. Containing 169 color images, learn how to drill, frame, and attach antlers to a traditional weave basket, gourd bowl, floor vases, and even masks. 20 projects — both baskets and gourds — are featured for the beginner and advanced crafter.

A gallery provides inspiration for your own creations.

#03051 \$19.99

CREATING BOTTLES WITH GOURDS AND FIBER by Jim Widess. Take a step back in time to see how different forms of fibers have been used to weave an intricate basket structure around a gourd or a simple elegant loop to create an anchor for a handle. Seven fascinating projects recreate examples from Japan, Indonesia, Thailand, Hawaii, Mexico, Borneo and Cameroon. 96 pages

#03056 \$19.95

WEAVING ON GOURDS

Combine basket weaving and gourd art. 200 color images, 5 projects are presented for both beginner and advanced weavers. Twine and Triple Twine Gourd, Twill Woven Gourd, and a Gourd Basket with Four Rod Wale. Includes artists' tips, and a gallery offers inspiration.

#03050 \$19.95

NEW AND DIFFERENT MATERIALS FOR WEAVING AND COILING An ever-widening range of materials is being used by today's crafters to weave and coil baskets and to decorate gourds. Traditional and non-traditional materials such as reeds, white oak, ash, vines, plants, grasses, bark, kudzu, grapevines, iris, sweetgrass, paper, and

wire provide new possibilities. Learn where to find, collect, and prepare materials for weaving. An extensive list of resources, makes this book a must have for weavers, crafters, and anyone with a passion for handcrafted fiber art.

#03058 \$29.99

COILED DESIGNS FOR GOURD ART

Catherine Devine. Coiling is a basketry technique used as decoration in gourd art. Step-by-step coiling techniques, as well as pattern designs, help gourd enthusiasts use coiled waxed linen and colorful thread to enhance their work. A special chart will help crafters design their own coiling patterns. Beginners and advanced crafters with gourds will be inspired by this book.

#03040 \$14.95

Available January, 2013 EARTHEN PIGMENTS: Hand-Gathering & Using Natural Colors in Art

by Sandy Webster. Discover how to collect, process, and use pigments from the Earth. Go from the field to the studio where the processes of cleaning, sifting, and mulling result in beautiful colorful pigments. Contains recipes for turning these pigments into a variety of artist mediums from water-based paints, oil / wax crayons, and even spun into paper threads for weaving.

#03061 \$19.99

caneing

Cane Webbing

IMPORTANT If you live out of the area and are unsure about what size pattern of cane webbing you need, please send a sample of webbing and spline. We can match what you need.



Prewoven Cane Webbing For seats with groove around the edge

It is woven on power looms from natural strand cane in the Orient into traditional and modern patterns.

Width	0-119"	120"-599"	600" (50 ft roll)
12"	0.42	0.38	\$181.44
14"	0.49	0.44	\$211.68
16"	0.56	0.50	\$241.92
18"	0.63	0.57	\$272.16
20"	0.70	0.63	\$302.40
22"	0.76	0.68	\$328.32
24"	0.83	0.75	\$358.56
30"	1.04	0.94	\$449.28
36"	1.25	1.13	\$540.00

(Cane Webbing is light cream in color)

The above prices reflect current market conditions and are subject to change

RUBBER WEBBING FOR MODERN CHAIRS



An upholstery material for Danish chairs and sofas. Either nailed to the frame or attached to the frame with metal clips to support the cushions.

WEBBING \$3.00/ft

Send sample of clip needed.

DUAL MOUNT WEBBING CLIPS

Used for securing Rubber Webbing to the seats of Danish modern furniture. Two clips required for each Rubber Webbing strap.

\$0.50/clip



PREWOVEN CANE TOOL

Our handmade tool is our preferred tool for installing prewoven cane. It pushes the cane into the narrowest grooves without cutting or damaging the strands and fits into the tightest corners. **TMC \$12.95**



SPLINE CHISEL


This is our own heavy duty 3mm Spline Chisel. It's Jim's favorite and the best spline chisel you'll ever find - guaranteed! **\$21.95**




HOOKED SPLINE CHISEL

A heavy duty, all steel spline chisel with a curved point to pry up spline. **THOOKCHIS \$18.95**


To determine the size cane you will need, measure the opening from groove to groove at the widest parts, from front to back, and side to side. Add 2 inches to each of these dimensions to insure enough cane to go into the groove and back out again. This extra length is needed for leverage so that the cane will be pulled tight across the seat.



#108 1" Mesh 24" width




#107 3/4" Mesh 18", 24" width




#105 5/8" Mesh 18", 24" width

caneing


Cane Webbing Continued



#104 1/2" Mesh 2", 14", 16", 18", 20", 24", 36" width



#103 7/16" Mesh 18", 24" width




#102 3/8" Mesh 18", 24" width




#65 Medium Close 18", 24", 36" width




#31 Herringbone 24" width



#73 Radio Net 7x7 7 strands / inch 24" width



#76 Radio Net 6x6 6 strands / inch 24" width



#70 Radio Net 5x5 5 strands / inch 24" width

caning

Spline

SPLINE is for a grooved seat, and is a special wedge shaped reed for anchoring the cane webbing in place. Be sure to measure the width of the groove very accurately so that we can determine the proper size spline. The groove should be at least half again as deep as it is wide. Add six extra inches to include spline for temporary anchoring wedges.

IMPORTANT If you live out of the area and are at all unsure about what size spline you need, please send us a sample with clean ends.

The edges of the spline should just brush the sides of the cleaned groove of the seat.

Spline	per foot	50'	100'	1000'
#7 - #9	.30¢	\$12.50	\$20	\$150
#9 1/2 - #11	.40¢	\$17.50	\$30	\$250


The above prices reflect current market conditions and are subject to change

Spline Sizes

size #	w x h (mm)	width (inches)	groove width	actual size
7	3 x 5	7/64	5/32	
7 1/2	3 1/2 x 5 1/2	9/64	11/64	
8	4 x 5 1/2	5/32	3/16	
8 1/2	4 1/4 x 6	11/64	13/64	
9	4 3/4 x 6 1/4	3/16	7/32	
9 1/2	5 1/4 x 7	7/32	1/4	
10	5 3/4 x 7 1/2	15/64	9/32	
10 1/2	6 1/4 x 8	1/4	19/64	
11	6 3/4 x 8 3/4	17/64	11/32	

HOW TO BUILD WITH BAMBOO

by Jo Scheer. Nineteen fun projects using bamboo; teaching traditional and contemporary bamboo joinery for simple and sophisticated designs. #17614 \$15.95



depiction of spline cross section & spline sizes for chart by Sher Elliott-Widess

Rattan Poles

For furniture, martial arts, and the SCA



Rattan Pole Sizes

size	price
20-25mm	3/4" \$18.00
25-30mm	1" \$21.00
30-35mm	1 - 1/4" \$24.00
35-40mm	1 - 1/2" \$26.00
40-45mm	1 - 3/4" \$30.00

These solid rattan poles are available with the natural peel. They are the finest and straightest poles shipped from Indonesia and Malaysia. We are limited to a maximum 104" shipping length (at a 70lb shipping rate), we advise you to have us cut them to your approximate specification



PULEOT RATTAN

Very flexible, small diameter weaving rattan 4-6mm in size. \$18.00/lb.



DATU RATTAN

Very flexible, small diameter weaving rattan 2-4mm in size. \$18.00/lb.

caning

Hand Caning



Hand Caning For seats with holes drilled around the edge of the seat / back frame

The size of the cane used is determined by the spacing between the holes. Measure the distance from the center of one hole to the center of the adjacent hole and use the chart below.

A 1000' hank of cane consists of 80-100 strands of cane varying from 10-25 feet in length and is a sufficient amount for weaving four seats of 72 holes, each approximately 12"x12" square.

A half hank (500') of cane should be sufficient for weaving almost any single panel.

All cane orders include binder cane for the final step.

Cane	Size	Distance between holes	1000' hank	500' hank
carriage superfine	1.50mm	5/16"	\$34.00	\$18.00
carriage fine	1.75mm	3/8"	\$34.00	\$18.00
superfine	2.00mm	7/16"	\$32.00	\$17.00
fine-fine	2.25mm	1/2"	\$32.00	\$17.00
fine	2.50mm	9/16"	\$34.00	\$18.00
narrow-medium	2.75mm	5/8"	\$39.00	\$20.00
medium	3.00mm	11/16"	\$43.00	\$22.00
common	3.50mm	3/4"	\$49.00	\$25.00

The above prices reflect current market conditions and are subject to change

Binder Cane & Slab Rattan

Binder cane is used for wrapping joins on rattan and wicker furniture as well as for weaving seats on rustic chairs and modern Scandinavian furniture. It is similar to natural chair cane but is wider and thicker.

Cane Size	Price
4mm	\$24.00
5mm	\$26.00
6mm	\$28.00
7-8mm	\$28.00
8-10mm	\$28.00

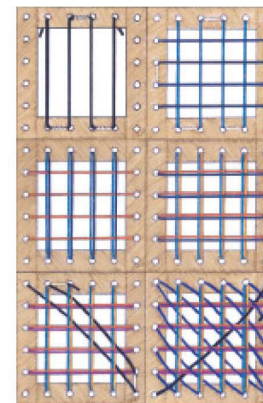
The above prices reflect current market conditions and are subject to change



WIRE CANING TOOL

Slide the Caning Wire under the stand to catch the weaving strand. Especially useful when double (French) caning.

TWIRE \$7.95



CANING AWL

Our caning awl has a wooden handle and a long (4 1/2") blade, tapered for gently lifting the cane at the edge of the seat frame to ease weaving as well as lifting the loops when tying off the bottom during hand caning. It is also an excellent tool for making room in the holes for another strand of cane. **TAWL \$3.75**



SHELL BODKIN

This is a very handy caning tool and is a traditional caning tool in Europe. The tip is a curved channel which is inserted into the weave to direct the cane back up when it is not possible to have one hand below the panel, (as in double caning). It is also useful when it is awkward to reach under or behind the panel being caned. Handmade with a comfortable wood handle. **TBOD \$12.95**



CANING NIPPERS

These small, sharp, electrician's diagonal cutters are used to clip the cane when hand caning. Use them to clip the fine hairs from your completed cane seat. 4" long **TNIP \$7.95**

OFFICIAL CANING PEGS



Hardwood pegs are used for holding the loose strand of cane when hand caning. They anchor the cane much better than golf tees. **CP \$3.00 / dozen \$4.56 / 2dozen**

Other Seatweaving Techniques That Could Also Be Used For Basketry

ROUND REED - Superior

These are very high quality round reeds cut in China. Their color is very light; their texture is very smooth with an excellent density. Their flexibility is superb. These are the finest reeds available. **All sizes \$15.95 each**

Approx. Size	Size Number	Millimeter Diameter	Fractional Diameter	Approx. ft/lb
0	0	1.25	3/64	2200
1	1	1.5	1/16	1600
2	2	1.75	n/a	1100
2 1/2	2 1/2	2.0	5/64	900
3	3	2.25	3/32	750
3 1/2	3 1/2	2.5	n/a	600
4	4	2.75	7/64	500
4 1/2	4 1/2	3.0	1/8	400
5	5	3.25	9/64	350
5 1/2	5 1/2	3.5	5/32	325
6	6	4.0	11/64	200
6 1/2	6 1/2	4.5	3/16	160
7	7	5.0	13/64	150
8	8	6.0	15/64	105
9	9	7.0	9/32	90
10	10	7.5	19/64	80
11	11	8.5	11/32	40
12	12	9.5	3/8	35
13	13	10	13/32	25
14	14	11	7/16	20
15	15	12.5	1/2	15
16	16	14	9/16	14
17	17	15.5	5/8	12

depiction of round reed & split round reed for charts by Sher Elliott-Widess

SPLIT ROUND REED

Cut so that the cross section is like a round reed split in half.

All sizes \$15.95 each

Approx. Size	Size Number	Millimeter Diameter	Fractional Diameter
4 1/2	4 1/2	3.0	1/8
6 1/2	6 1/2	4.5	3/16
9	9	7.0	1/4
12	12	9.0	3/8
15	15	12.0	1/2
17	17	15.0	5/8

DRILLED BASKET BASES

4" diameter
\$5.00 ea \$5.00 / dozen
5" diameter
\$6.00 ea \$6.00 / dozen

Sizes up to #3.5 Round Reed fit through the holes of the basket bases.

BASKET TRIMMING SHEARS

These multi-purpose plant and garden shears are excellent for reaching deep into your basket to trim weavers and splices. They're made for fruit, vegetable, houseplant, or bonsai thinning, and because of their sharp, high carbon steel, and comfortable vinyl handles; are a delight to use in basketmaking. **\$8.95**

REED GAUGE

A quick reference tool for sizing round and flat reed. Circles are in whole millimeter sizes. A handy tool for the basketmaker's toolbox. **TGAUGE \$1.95**



Other Seatweaving Techniques That Could Also Be Used For

Splint

is a flat, woody material cut from the inside of the rattan palm, and used for splint basketry and weaving country style chair seats. Traditionally splint was oak, ash, or hickory; today flat reed and flat oval reed are often substituted. Our materials are very strong and uniquely free of hairs and splits.



depiction of flat reed splint & flat oval reed splint for charts by Sher Elliott-Widess



Fiber Rush Weaving & Splint Weaving are clearly explained in *The Caner's Handbook*, see page 28

RAWHIDE

Our rawhide is 3/8" wide and very thick. It is cut from tough steer hide especially for chair seats. We try to send a continuous strand for each chair lot (30') but if a splice is necessary we will include directions for a simple traditional splice. Soak the rawhide for 6 hours in tepid water and it will stretch sufficiently to weave a mule eared chair seat. 3/8" RAW \$50.00



Depiction of a rawhide seat on a wooden chair

FLAT REED SPLINT

flat on both sides



width inches	feet/lb	price/lb
1 1/64	400	\$15.95
3/16	400	\$15.95
1/4	370	\$15.95
3/8	265	\$15.95
1/2	185	\$15.95
5/8	170	\$15.95
3/4	150	\$15.95
7/8	110	\$15.95
1	60	\$15.95

FLAT OVAL REED

flat on top, flat on bottom

width inches	feet/lb	price/lb
1 1/64	300	\$15.95
3/16	300	\$15.95
1/4	275	\$15.95
3/8	175	\$15.95
1/2	90	\$15.95
5/8	60	\$15.95

The above prices reflect current market conditions and are subject to change



ASH SPLINT veneer cut 6" length \$15.95

splint amount	splint sizes
90'	1/2", 5/8"
60'	1"

HOW MUCH SPLINT OR SHAKER TAPE PER CHAIR

The accompanying chart indicates various sizes of splint type seats measured in inches front to back and side to side at the widest place and the total amount of splint or tape to cover. The amounts take into account coverage of both top and bottom of seat.

Size of Seat Inches	Amount 1/2" splint	Amount 5/8" splint	Amount 1" splint
13 x 10	90 feet	75 feet	45 feet
15 x 12	120 feet	105 feet	60 feet
18 x 14	170 feet	145 feet	85 feet
19 x 16	210 feet	175 feet	105 feet
21 x 17	240 feet	205 feet	120 feet
22 x 19	280 feet	240 feet	140 feet

HICKORY BARK

30-35 yd \$80.00



Other Seatweaving Techniques That Could Also Be Used for Basketry

RUSH

Used for Rush seats. The variety we sell is very durable and pliable. This already twisted material imitates the color and texture of natural rush yet is so much quicker and easier to use. Especially recommended for the beginner. There is no waste. Two pounds required for an average chair seat, 15" x 16". See page 24

Diameter	feet/pound (ft/lb)
4 1/32"	250
5 1/32"	160
6 1/32"	125
7 1/32"	90



Available in Kraft Brown or Golden Brown

Weight may vary due to fluctuations in moisture content; however, footage per coil will be as stated.

See page 24 \$6.00 / lb. \$150 / 35-40 lb. spool

GENUINE DANISH CORD

Our genuine Danish seat cord is made outside of Copenhagen and is the identical material found on Scandinavian chairs made from the 1950's to the present. It is superior in strength and durability to the imitation seat cord made elsewhere. Two textures of this 3-ply cord are available. The individual plies of the **laced** cord are twisted so as to give a more rope like finish, while the individual plies of the **unlaced** cord are untwisted so the finish is smooth.

The 2 lb. coil has 360 feet of cord and is just enough for a single rail chair. The 10 lb. coil is enough to complete 4 chairs.

	per 2 lb. coil	10-11 lb. coil
Cord laced	\$35.95	\$135.00
Cord unlaced	\$35.95	\$135.00

DANISH NAILS

These L shaped nails are fastened to the inside of the chair frame of Danish chairs that have cord seats. The cord is looped around these nails in order to change direction. 1.5 oz (approx. 50 nails) **TNAILS \$4.95**



PRETWISTED NATURAL RUSH


Handcrafted from seagrass. Adds rustic charm with the ease of Fiber Rush. 2+lb. coil

5/32 diamter (approx) \$19.50 7/32 diamter (approx) \$19.50

FIBER RUSH IN VARIOUS COLORS

Look to page 24 for more information on colors.

200' (approx 1 lb.) \$12.00



Fiber Rush Weaving & Splint Weaving are clearly explained in *The Caner's Handbook*, see page 28

EXTRA-HAND, HAND CLAMP

The perfect tool for holding the rush when you need an extra hand. This powerful spring clamp has padded jaws, padded handles, and a 2" opening. Use it to clamp the splint in an uneven groove while the glue is drying. **THC6 \$4.95**



HONG KONG GRASS (SEAGRASS)

This beautiful, fragrant grass cordage blends beautifully with gourds. Available in 4 sizes. #0 (approx. 1/8"), #1, #3, and #5 (approx. 3/8"). Hand twisted so there is some variation within the coil.

#00, #0, #1, #3, #5 1 lb. coil / \$7.00

#1, #3, #5, 3 lb. coil / \$14.95



Seagrass	1lb Coil	3lb Coil
#0	\$7.00	n/a
#1	\$7.00	\$14.95
#3	\$7.00	\$14.95
#5	\$7.00	\$14.95
Untwisted	n/a	\$12.95
Braided	\$12.95	n/a

Professional Caning Tools

NEW!

We have always passed onto our customers, the virtues of taking care of your furniture. Now we carry the supplies to do so!

FORMBY'S LEMON OIL TREATMENT

We recommend this to all of our furniture customers for applying to the underside of the cane seat, to splint, and natural wicker furniture once a year.

(Directions listed below)

8oz LEMONOIL \$8.95



#0000 EXTRA FINE STEEL WOOL

Use with the lemon oil to clean your antique wood furniture.

Protects the patina of the wood while cleaning off years of grime. 8 Pads

#STEELWOOL \$4.99



Caring for Cane, Splint, Rattan and Wicker Furniture

The secret to a long-lasting cane seat is to keep the cane tight and supple. Get the cane seat soaking wet when you notice that it is beginning to sag. Then let it dry slowly over 24-48 hours. This process will tighten a loose seat. Cane does become brittle over time, depending on the humidity conditions in which the chair is kept. Oil the underside of the cane once or twice a year with our Formby's lemon oil treatment to keep the cane supple instead.

Oiling natural wicker, rattan and splint seats will also prolong the life of the material whether it is reed, ash, oak, hickory or willow.

For removing dirt and the usual buildup of grime on antiques and all wood furniture, Formby's lemon oil treatment is also the ideal product. Squirt a little oil on a pad of #0000 steel wool (the finest steel wool) and rub with the wood grain to remove buildup. Replace the steel wool as it fills up with oily dirt rather than spreading the dirt into new areas of the wood.

Once clean, wipe down with a soft cloth then squirt fresh lemon oil on a clean cloth and give a coat of oil to the wood. After 20 minutes wipe off any oil that doesn't absorb into the wood. Give a fresh coat of oil the next day and wipe off any excess after 20 minutes. Use your hand to generate heat as you rub the oil into the wood. The heat will help the oil penetrate resulting in a "glow" from the wood.

Dispose of all oily rags and steel wool properly.

SLIVER GRIPPER

Made for removing those pesky slivers. It's also indispensable for thorns, beesstingers, and any place where you need pin-point accuracy. Holes for convenient gripping with thumb and finger. The spring-temper stainless steel points grip exceptionally well and stay aligned. Comes complete with key ring clip for easy carrying in pocket or purse. **TSLVGK \$6.25**



DEADBLOW HAMMER

Use with your splint chisel. Much more efficient than a mallet. The 1 lb. sand-weighted head continues the stroke even after you've made contact. The heavy rubber coating means a quieter work space. A must for your caning workshop. **\$8.95**


THE CANER'S HANDBOOK by Bruce Miller and Jim



Widess. The definitive work on the subject of handwoven chair seats. 250 photographs give detailed step-by-step instructions for hand and machine cane, (including spider web, star of David, sunray and sunburst), weaving with paper rush, flat reed, hickory, binder cane, Danish seat cord, rawhide and repair of wicker. A must for the professional as well as the beginner. 144 pages, 250 photographs, 4 pages color.

#01506 \$18.95

THE COMPLETE GUIDE TO CHAIR CANING



by Jim Widess. Hundreds of step-by-step color photographs for caning, rush, splint, rattan, and weaving wicker on tubular steel. Terrific new ideas using colorful paper rush on chair seats as well as an extensive history of chair caning and numerous color photographs detailing the processing of rattan into chair cane in the Far East. For the professional as well as the beginner.

HARDCOVER #19927 \$24.99

SOFT COVER #19933 \$19.95

CHAIR SEATING TECHNIQUES by Mary Butcher,



Kay Johnson and Olivia Elton Barrett. It's a pricey book but has information that can be found nowhere else on natural rush, willow seating, Orkney chairs, etc. A must-have for the serious professional caner. **#21901 \$99.95**

MAKING CHAIR SEATS FROM CANE AND OTHER NATURAL MATERIALS



by Ruth Comstock. Well written and photographed step-by-step instructions for hand caning, rush, flat reed, ash splint, & using seagrass, rope, & twine on chair seats. 44 pages **#00812 \$5.95**

Design Books

We carry a wide range of copyright-free design books filled with images that have inspired hundreds of gourd artists. Let your imagination run wild.

AFRICAN DESIGNS #00869 \$14.95 	CELTIC DESIGNS #00830 \$16.95 	INDIAN DESIGNS #07903 \$9.95 	POLYNESIAN AND OCEANIAN DESIGNS #00827 \$12.95 	TRADITIONAL JAPANESE CREST DESIGNS #00844 \$6.95 
HARTS AND ANIMALS 1491 #00884 \$17.95 	CELTIC DESIGNS FOR ARTISANS AND CRAFTSPEOPLE #00811 \$14.95 	INDIAN DESIGNS #16303 \$5.95 	POLYNESIAN AND SOUTH PACIFIC DESIGNS #00836 \$14.95 	TRADITIONAL JAPANESE DESIGN MOTIFS #00833 \$9.95 
AUTHENTIC INDIAN DESIGNS #00820 \$15.95 	FAVORITE FLOWERS #00864 \$14.95 	INSECTS #00925 \$16.95 	SOUTHWEST INDIAN DESIGNS #16304 \$6.95 	TREASURY OF ANIMAL ILLUSTRATIONS #00833 \$9.95 
BIG BOOK OF ANIMAL ILLUSTRATIONS #00886 \$13.95 	GREAT BOOK OF DRAGON PATTERNS #23807 \$22.95 	261 NORTH AMERICAN INDIAN DESIGNS #00822 \$6.95 	SOUTHWEST INDIAN DESIGNS #00876 \$16.95 	TREASURY OF CHINESE DESIGN MOTIFS #00849 \$12.95 
BUTTERFLIES AND MOTHS #00914 \$19.95 	GREAT BOOK OF FAIRY PATTERNS #23806 \$22.95 	NORTH AMERICAN INDIAN DESIGNS FOR ARTISANS AND CRAFTSPEOPLE #00827 \$12.95 	SOUTHWESTERN INDIAN DESIGNS #00824 \$6.95 	WILDFLOWERS #00906 \$16.95 
159 CELTIC DESIGNS #00847 \$6.95 	GREAT BOOK OF FLORAL PATTERNS #23808 \$24.95 	NORTH AMERICAN INDIAN MOTIFS #00831 \$16.95 	TRADITIONAL AFRICAN DESIGNS #00848 \$6.95 	

There are even more books on our website and in our store...

Ordering Information

Order from us Toll Free
1-800-544-3373

Name _____
 Address _____
 City _____ State _____ Zipcode _____
 Phone (____) _____ Email _____

Quantity	Item Description	Price Each	Total Price

Please use extra paper for additional items

☐ If you are charging this order and receive your credit card statements at an address different from above, please indicate here:



☐ Check or Money Order ☐ Credit Card Number

Signature _____ Exp. Date ____/____/____

Ship via ☐ USPS ☐ UPS (UPS will not deliver to a Post Office Box)

Amount	
CA delivery, add 7 1/4% sales tax	
Packaging and Handling	+ \$3.00
Shipping charge 15% of Amount (6.00 Minimum)	+
Total Enclosed With Order	

ORDERING INFORMATION

Our order processing and shipping days are Tuesday, Wednesday, Thursday, and Friday. We try very hard to ship all orders received before 1pm on that same day. In addition to taking the proper measurements, enclose a sample of the materials you wish to replace. It will usually make a more accurate filling of your order. On all orders please add 15% (\$6.00 minimum) towards actual shipping costs.

We ship both priority mail (USPS) and United Parcel Service (UPS). Please note that **UPS will not deliver to a Post Office Box.** Please let us know if you have a preference. California residents please add appropriate sales tax. Call our Toll Free phone number 1-800-544-3373 to order or to ask any questions. Visit our website at www.caning.com (on the website you'll find a complete selection of our books and new arrivals.) If you prefer Our Fax number is 510-527-7718. You may also use the enclosed order form.

We're here Tuesday through Friday 10am to 6pm (PST) and Saturday, 10am to 2pm (PST). Visitors are always welcome. We're closed Sunday and Monday. After hours there is an answering machine.

Contact Us:
1-800-544-3373

926 Gilman Street
Berkeley, CA 94710

Hours: Tue-Fri, 10am-6pm
Sat, 10am-2pm

We're Online:
www.caning.com